

## TRAFFIC FLOW AT WMS DURING CONSTRUCTION




One-way **ONLY** traffic from Buckskin onto Pawnee Drive. Drivers **MUST** turn left at the stop sign & pass the building for student drop-off.

Parking for visitors/families will be limited to 10 spots + 3 handicap access spots directly in front of the building entrance.

A small gravel parking lot for staff **ONLY** has been added on the north side of the building, and most of the front lot will be reserved for staff parking.

Traffic passing in front of the building may be restricted during the day due to construction access.

### KEY

-  One-Way Traffic
-  Two-Way Traffic
-  No Access (construction fence)

